


Classroom Resources:



Worksheet #1

See if you can help the mother turtle and her hatchlings find their way to suitable habitat. The hatchlings must make it to a healthy ocean habitat with plenty of food. The adult female turtle is trying to find a dark, quiet nesting beach on which to build a nest. Beware of all the potential threats that can keep them from reaching their destinations.




Classroom Resources:



Worksheet #2

Time to add a little color to this sea turtle's life. Use crayons, markers or colored pencils to color in this tropical reef however you see fit. While you are at it, see if you can name all the different kinds of sea life shown in this picture.



Can you say "TURTLE?" Sure you can! But can you say it in 9 other languages? Look at the two lists below and try matching each of the 10 different languages on the right with a word that means "turtle" in that language from the list on the left. (The answers are printed upside down underneath.) When you finish, try saying "turtle" in all 10 languages. *This list developed by the National Turtle and Tortoise Society.*

"Turtle"

The Language

Omslaan
Con rua
Tortue
Schildkrote
Tortuga

Tortur
Havskilpadde
Penyu
Tartaruga
Turtle



Vietnamese
Indonesian
Spanish
Italian
English

Norwegian
Gaelic (Ireland)
Dutch
German
French

Dutch-Omslaan; French-Tortue; Gaelic (Ireland)-Tortur; German-Schildkrote; Indonesian-Penyu; Italian-Tartaruga; Norwegian-Havskilpadde; Spanish-Tortuga; Vietnamese-Con rua

Classroom Resources:



Worksheet #3

Hey! See if you can find the words listed to the right in the WORDSEARCH below. The words can go up, down, across, diagonally or backward. Once you find all the words, see if you can explain what each has to do with sea turtles and efforts to protect them. If you don't know, ask your teacher or visit the Sea Turtle Conservancy's website to try to find an answer.

| | |
|-----------------|-------------|
| Crabs | Leatherback |
| Endangered | Plastic |
| Nest | Pollution |
| Turtle Excluder | Habitat |
| Beach | Sea Wall |
| Lights | Shrimp Nets |
| Hatchlings | Migrate |
| Satellite | Loggerhead |

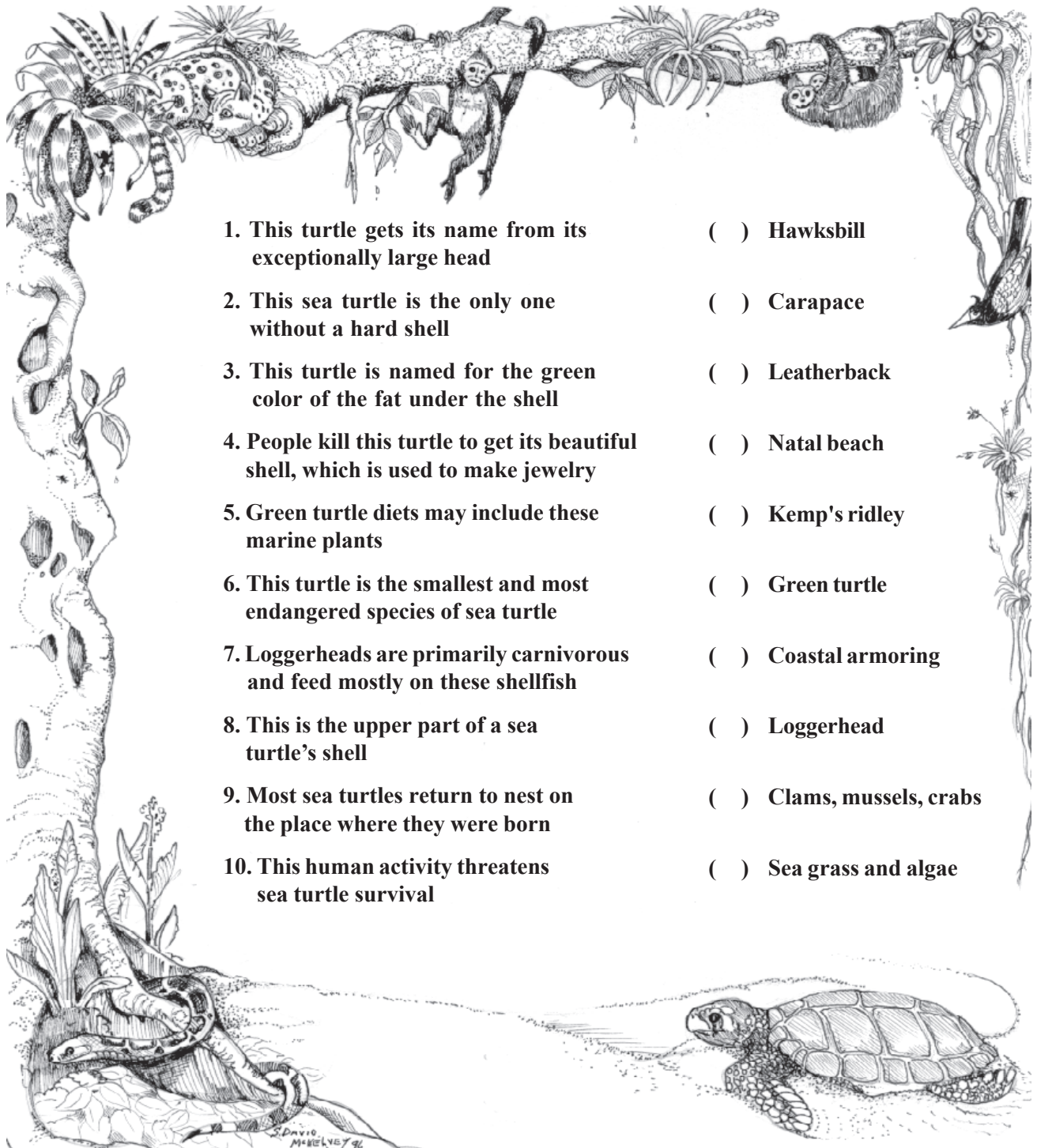
H D A E H R E G G O L U N R
E A S H R I M P N E T S E M
R N T S L E P M I W Q D S R
A K D C O F L B C H U U T K
L M M A H C A E B L C K A C
I O I T N L E Y C Y H T S A
G O G U F G I X C R A B S B
H C R R L W E N P O B A E R
T W A T K E Q R G H I N A E
S A T E L L I T E S T E W H
E Z E T U W T A D D A O A T
T L R N P O C Q H D T T L A
A U R P L A S T I C I W L E
T S X E P O L L U T I O N L
A K H Y T V M O S W X Q Z P
O N B V O I U U H D Z M L J

Classroom Resources:



Worksheet #4

Sea Turtles Facts: For each term on the right, write in the correct number of the description on the left.



1. This turtle gets its name from its exceptionally large head Hawksbill
2. This sea turtle is the only one without a hard shell Carapace
3. This turtle is named for the green color of the fat under the shell Leatherback
4. People kill this turtle to get its beautiful shell, which is used to make jewelry Natal beach
5. Green turtle diets may include these marine plants Kemp's ridley
6. This turtle is the smallest and most endangered species of sea turtle Green turtle
7. Loggerheads are primarily carnivorous and feed mostly on these shellfish Coastal armoring
8. This is the upper part of a sea turtle's shell Loggerhead
9. Most sea turtles return to nest on the place where they were born Clams, mussels, crabs
10. This human activity threatens sea turtle survival Sea grass and algae

(1) Loggerhead; (2) Leatherback; (3) Green turtle; (4) Hawksbill; (5) Sea grass and algae; (6) Kemp's ridley; (7) Clams, mussels, crabs; (8) Carapace; (9) Natal beach; (10) Coastal armoring